



Sit

Illustrated by Trent Lambert and Dave Atze.

SPELD SA
Phonic Book Series

Learning to read

SPELD SA Phonic Books support the teaching of reading by using a structured synthetic phonics approach. They are designed to build on the pre-reading skills of oral language and phonological awareness needed for reading success. The books support the learning of letter-sounds and blending in a sequential phonic order, helping students to develop their independent decoding skills. The books also contain limited high frequency words that need to be taught before reading the book. The questions and activities focus on increasing a student's vocabulary and fluency and encourage the student to make deeper connections with the author's message.

Sit (12 words)

Before reading the book, use the practice page to:

1. Revise the letter-sounds

2. Teach the blending of letter-sounds in regular words

The student points to each letter, saying the sound it represents. Swipe left to right under the letters, saying the sounds quickly and smoothly together to read the word.
e.g. *s-i-t* is 'sit'; *s-a-p* is 'sap'; *n-a-p* is 'nap'; *p-a-t* is 'pat'; *s-p-a-t* is 'spat'.

During single word practice, check that the student understands the meaning of the word.

If the student is having difficulty hearing the word when blending:

- repeat the sounds more than once in succession to help the student 'hear' the word
- model stretching the sounds together without pauses, e.g. *nnnniiiiip*, is 'nip'
- use letter tiles and push them together while saying the sounds.

3. Teach the high frequency words (words that the student will not be able to sound out)

Tell the student the words and determine any 'tricky' parts by breaking up the word into its sounds. Many high frequency words will be able to be sounded out later as the student learns more sounds and how they are written.

Provide practice through games like matching flash cards and Snap. For extra support, write the high frequency words on cards for the student to refer to as they read.

Reading tips

In some words, <s> is pronounced /z/, for example 'is', 'as', 'his'.

The suffix <ed> can represent the sound /d/ as in 'rubbed', /t/ as in 'packed' and /id/ as in 'landed'.

Words can contain schwa vowel sounds. The schwa is pronounced as an /uh/ sound, such as in, 'Nana', 'butter', 'across', 'the'. Explore with the student which part of the word has the schwa sound by breaking the word into its sounds. Take note of how the schwa sound is spelt.

Practice page

Practise the sounds

s a t i p n

Practise blending sounds

sit

sap

nap



sit




sit

sap




sap

nap



nap

ant



ant

pat



pat

spat



spat

From blending to fluency

To develop fluency, the student needs to re-read the same book multiple times. Students might initially sound out every word and re-read every sentence but, with practice, blending will become more automatic. The fluency chart can be used to develop automaticity of blending by providing single word blending practice.

While reading the book, the student:

- blends the sounds of each unknown word in the sentence
- identifies and reads high frequency words
- re-reads the sentence from the beginning
- discusses the meaning of the sentence

When finished, the student needs to re-read the whole book and practise reading the same book until they can read at a steady pace with minimal sounding out.

Making connections - questions and discussion

After the student has read the book, or the relevant page, ask them one or more of the following questions and discuss:

1. Where did the boy sit in the picture? Where else can you sit?
2. Have you seen sap from a tree before?
Tell me what it looked like and felt like.
3. To nap is to have a short sleep.
Where is a good place to have a nap?
4. Sant the ant is a honey ant. Can you find him on each page?
How many legs does Sant have?
5. What is the child patting in the picture?
Show me how you pat an animal.
6. Have you ever spat watermelon seeds?
How far could you spit them? Count the seeds in the picture.

Fluency chart

it

at

sit

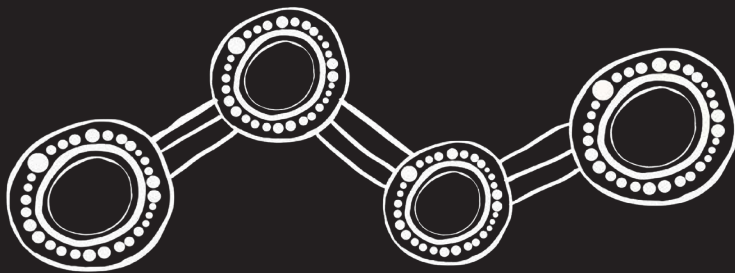
sat

nap

pat

ant

spat



Cover artwork by Elizabeth Close

Elizabeth Close is an Anangu woman from the Pitjantjatjara and Yankunytjatjara language groups in the APY Lands in outback South Australia. She was born in Adelaide and spent much of her upbringing in remote communities, learning her language and receiving cultural education.

'This artwork represents the literacy and numeracy learning journey, and the path towards independent learning. The circles represent the collaborative learning and supports around children with specific learning difficulties, including children, schools, families, SPELD SA and others.' **Elizabeth Close**, Artist.

About this series

The SPELD SA Phonic Book Series complements the teaching of reading and writing using a structured synthetic phonics approach. SPELD SA aims to help Aboriginal students engage with phonic books by having characters, content and settings that reflect Aboriginal communities. In developing this series, SPELD SA has consulted with people who live and work in the Anangu, Pitjantjatjara Yankunytjatjara (APY) Lands. We understand that the content, settings and characters may not reflect all Aboriginal people and their experiences but hope that Aboriginal students learning to read can find some familiarity in and connection with these books in their literacy journey.

Each set of books introduces a group of sounds for students to blend to read words. The books with a single star icon on the front cover contain a lower word count and less high frequency words. The books with two stars contain a higher word count, a greater number of high frequency words and/or more complex word structure. Please consider your student's ability when choosing a book for them to read. For a comprehensive explanation of the structure of the series, please refer to the SPELD SA website.

Acknowledgments

Produced by SPELD SA, 2021 and supported by the Government of South Australia.



**Government of
South Australia**

Thanks to Jan Polkinghorne for her contributions in the development of the series and to Angela Weeks for permission to use and revise some of her stories. Thanks to the Anangu Lands and Rueben Burton for support of this project. Thanks also to Sandra Ken for cultural advice on Anangu communities and language.

SPELD SA is grateful for the contributions of volunteers for: consultation and project development; writing texts, comprehension questions, charts and games; illustrating, photography and graphic design; character development and cultural advice; speech and language advice. This is a wide community project, with talents, expertise and knowledge being shared for a common purpose – to improve literacy. Thank you all.

Book design by Tricia Smith Design, compilation and additional design by Janet Stone.

SPELD SA Phonic Books follow the sequence of letter-sounds used in the Jolly Phonics synthetic phonics program. The books can be used with other phonics programs.

- Set 1 **s, a, t, p, i, n**
- Set 2 **c, k, ck, e, h, r, m, d**
- Set 3 **g, o, u, l, f, b**
- Set 4 **ai, j, oa, ie, ee, or**
- Set 5 **z, w, ng, v, oo (book), oo (room)**
- Set 6 **y, x, sh, ch, th (think), th (that)**
- Set 7 **qu, ou, oi, ue, er, ar**
- Set 8 **y (sunny), a (apron), a-e (cake), e (female), e-e (eve), i (silent), i-e (kite), o (open), o-e (home), u (student), u-e (tune)**
- Set 9 **ay (play), ey (they), oy (toy), y (mystery), ea (dream), ie (chief), y (dry), igh (night)**
- Set 10 **oe (toe), ow (rainbow), ow (now), ir (bird), ur (turn), ew (few), au (launch), aw (paw), al (talk)**



Reproduction of this material, as a whole, with appropriate acknowledgment, for non-commercial or private purposes is permitted. Text and images remain the intellectual property of SPELD SA.

SPELD SA acknowledges the traditional custodians of the lands on which we deliver our services. We pay our respects to elders past, present and emerging, and recognise their cultural heritage, beliefs and relationship with the land.

Copyright SPELD SA, 2021



SPELD SA
Phonic Book Series